

## Landrover Defender Stainless Steel Sports Lower Grille

### Kit Contents:

- 1 Lower Grille
- 16 Rivets



### Lower Mesh Grille Fitting Instructions

1. Firstly remove the existing moulding.
2. Locate the grille into the moulding making sure the grille is positioned so that the open apertures are covered. (Fig 1).
3. Using the nuts & washers provided fasten the grille to the existing moulding as shown fig 2, 3 & 4.
4. Grille assembly is now complete (fig 5).
5. Attach moulding back to vehicle.




Fig 1



Fig 2




Fig 3




Fig 4



Fig 5